



Welcome!

**Please take some time to read over the
information and contact me with any
questions!**



Contact Information

Teacher's Name: Mrs. Becky McCaffrey

Email: mccaffrey.Rebecca@cusd80.com

Phone: 480-224-3400

Website: <http://www.cusd80.com/Page/75129>

I am happy to talk with you about your child at any time, however, out of respect for my students' privacy, I do not discuss student progress when I have other students in the classroom. If you wish to discuss your child's progress, please contact me to schedule a conference.*

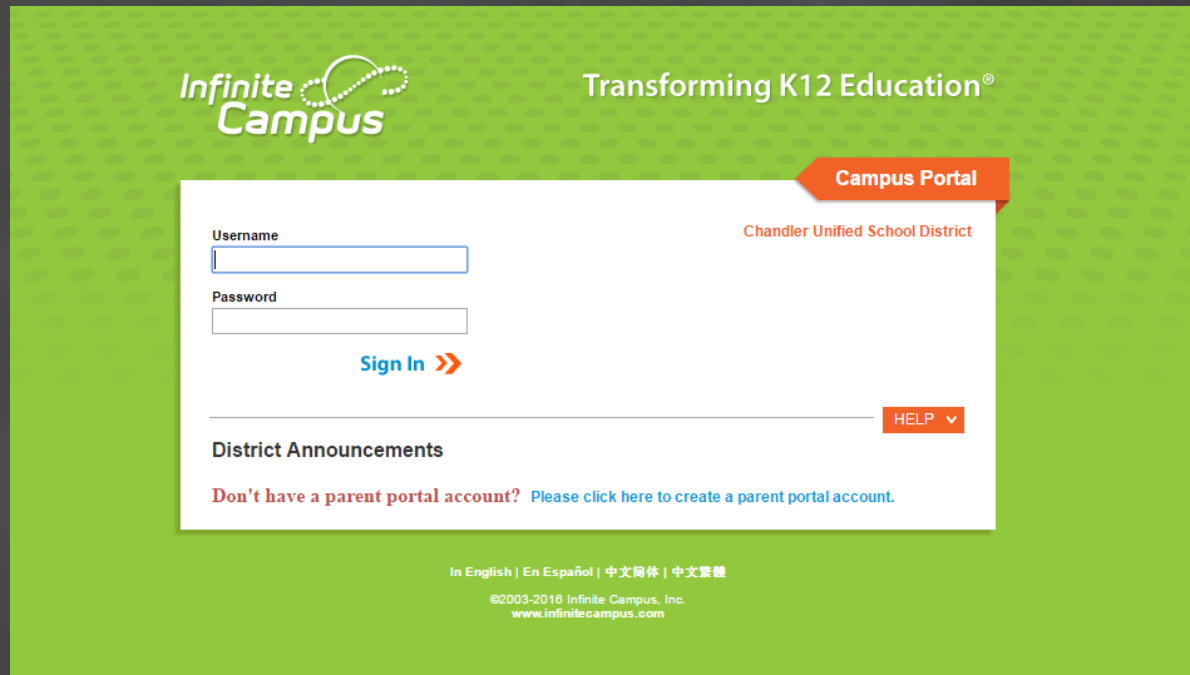
I will respond within 24 hours. Thank you for understanding.



Infinite Campus

Check your child's grades on the Parent Portal. If you do not have a log-in, please contact the front office at 480-224-3400

- *Pay fees
- *Check grades
- *Access progress reports & report cards



The screenshot shows the Infinite Campus login interface. At the top, the logo "Infinite Campus" is on the left and "Transforming K12 Education®" is on the right. Below the logo is a white login box. Inside the box, there are fields for "Username" and "Password", each with a corresponding input field. Below these fields is a blue "Sign In" button with a red double arrow. To the right of the login box, there is a red "Campus Portal" button and the text "Chandler Unified School District". Below the login box, there is a "District Announcements" section with a link: "Don't have a parent portal account? Please click here to create a parent portal account." At the bottom of the page, there is a footer with language options: "In English | En Español | 中文简体 | 中文繁體", copyright information: "©2003-2018 Infinite Campus, Inc. www.infinitecampus.com", and a "HELP" button with a dropdown arrow.

Infinite Campus Transforming K12 Education®

Campus Portal

Chandler Unified School District

Username

Password

Sign In >>

District Announcements

Don't have a parent portal account? Please click here to create a parent portal account.

HELP ▾

In English | En Español | 中文简体 | 中文繁體

©2003-2018 Infinite Campus, Inc.
www.infinitecampus.com



* A Little about me

- My expectations
- Singing to learn
- Fun-work hard
- Differentiation
- Family & hobbies
- I Communicate a lot via text, emails, website, phone calls, etc.
- Always available

*Packet contents on your desk

- Go over

Fill out papers and leave them at school for me or return ASAP



A note from our principal Mrs. Lander

- Please try to carpool. Parent pick up
LINES ARE LONG!
- Our school is a closed campus
No cell phones on campus
- Kids are not allowed to text or call on
their watches during school hours.



Morning drop off & line up

- Your child will be able to play in the morning before school from 8:15-8:35
- My class will line up on the YELLOW STAR near the basketball nets



STUFF

- Water Bottles-Keeping our kids hydrated! Send in a water bottle daily. We have refill stations. Put your child's name on it.
- Snacks- students need to bring their own snack daily
(Any allergies?)
- STAR STUDENT-weekly & journal (random selection)
- Birthdays- store bought food only
- Volunteers - Stay tuned!
- Homework Folders - they will come home daily
- Newsletters-weekly
- Forms - Please return ASAP
- Rainy Day Procedures
- Tax Credit - www.chandlerdonations.org



School Supplies

IMPORTANT: This list will be a bit different than the one provided by the school, but it has our specific classroom needs. Please refer to this list instead, if you have not already bought supplies. Thank you so much! *Please do not write your child's name on the supplies. All supplies that are donated will be used by the class. This is not a mandatory supply list. Any supplies received will be greatly appreciated!

☐ 1-2 containers of Disinfectant Wipes,

- NOT baby wipes

☐ 2 boxes of markers

☐ #2 pencils

☐ 1 scissors

☐ Tissues

☐ Glue sticks

☐ Ziploc baggies

TEACHER WISH LIST ITEMS

Here are extra items we could use. Feel free to pick one (though, it is completely optional).

*GLUE STICKS- lots of them

*Markers

*Gift card to Amazon for books/crafts

*Paper towels



Classroom Website

- Please visit our classroom website regularly for up-to-date information.

<https://www.cusd80.com/Page/117177>

- I'll be posting pictures, calendar, experts, etc.
- Lots of great information found here!



Birthdays

- Feel free to send in store bought treats (school policy).
 - Suggestions: small cupcakes, popsicles, cookies, donut holes, donuts, etc.
- Please only send party invitations to school if you are inviting our whole class. I will provide a class directory for those interested. (This can be used for birthday party invitations, play dates, etc.)
- Summer birthdays kiddos will have an opportunity to celebrate with the class in May.



Snacks

Please send in a snack daily with your child.

If parents want to donate extra, we will have extras when kids forget their snack 😊

Lunch

MY
SCHOOL
BUCKS

Breakfast cost \$2.25

Lunch cost \$ 3.25

School Payments Made *Easy*

Pay for school meals and more, anytime,
anywhere from your computer or smartphone.

Create your FREE account to get started.

SIGN UP TODAY

Login to your account

Username / Email

Password

☐ Remember my ID

LOG IN

Forgot your username or password?

Don't have an account? Sign up today!

This is on our
classroom
website!



CONVENIENT

Pay for meals, check balances, and view
purchases from anywhere.



SECURE

You're protected by the highest industry
standards including PCI and CISP.



It's wherever you go, and it's always
with you.



Family Journals

Family journals go home on most Fridays. Please write your child back and send in on Monday. Your child will read it to the class sometime during the week.


Star Student






Each child will get a chance to be the star student throughout the year. We pick sticks randomly. When it's your child's turn, they will bring a poster home to decorate and return on Monday. He or she will have special jobs and be the assistant teacher all week!

PBIS

As we enter Year Two of PBIS (Positive Behavior Intervention System of Support), our staff is currently in the process of being trained on the next level of school-wide implementation. This will include:

- **Use of a behavior flowchart**
- **Use of reflection forms that will be used school-wide**
- **Reflection forms will be a communication tool between school and home**



Voice Level Chart		
4		Shouting
3		Presenter Voice 
2		Speaking Voice
1		Whisper Voice 
0		Silent



Riggs Roadrunners C.A.R.E.!

We are Respectful, Safe, Responsible, and Compassionate

Location	We are... Respectful	We are... Safe	We are... Responsible	We are... Compassionate
Hallway	<ul style="list-style-type: none"> * Quiet feet * Hands to your side or behind your back 	<ul style="list-style-type: none"> * Look straight ahead * Always walk * Enter and exit on the right side 	<ul style="list-style-type: none"> * Go directly to your destination * Keep your personal space in line * Voice level 0 	<ul style="list-style-type: none"> * Help others in need * Use manners * If you make a mess or see a mess, then clean it up or tell an adult
Cafeteria	<ul style="list-style-type: none"> * Stand in line patiently * Say "Please" and "Thank You" * Raise your hand for help * Wait to be dismissed by an adult 	<ul style="list-style-type: none"> * Always walk when entering and exiting * Sit on your pockets * Eat your own food * Keep your personal space 	<ul style="list-style-type: none"> * Voice level 2 or 3 * Wash hands * Gather all items before sitting down * Food stays in the cafeteria 	<ul style="list-style-type: none"> * Help others in need * If you make a mess or see a mess, then clean it up or tell an adult * Include others in your positive conversations * Listen and follow directions from all adults
Classroom	<ul style="list-style-type: none"> * Talk nicely to adults and classmates * Actively listen when others talk * Raise your hand to speak * Keep your area clean 	<ul style="list-style-type: none"> * Always walk * Push in your chair * Keep your personal space * Listen for directions 	<ul style="list-style-type: none"> * Have all materials ready * Complete assignments as asked and on time * Actively participate * Take care of class materials 	<ul style="list-style-type: none"> * Include classmates when you can * Use encouraging words * Say "Please" and "Thank You"
Playground	<ul style="list-style-type: none"> * Use kind words to solve problems * Keep personal space * Listen to all adults 	<ul style="list-style-type: none"> * Use your feet to stop swings * Use your feet first on slides * Show good sportsmanship * Freeze, Hands on Knees on the whistle 	<ul style="list-style-type: none"> * If you see a problem, then tell an adult * Use equipment as intended * Clean up your snack wrappers * Take care of your water bottle/jacket 	<ul style="list-style-type: none"> * Include everyone who wants to play * Share equipment * Take turns * Listen and follow directions from all adults
Bathroom	<ul style="list-style-type: none"> * Keep walls, counters, mirrors, doors, and floors clean * Flush when you're done 	<ul style="list-style-type: none"> * Walk when entering and exiting * Keep your personal space * If you see a mess, then tell an adult 	<ul style="list-style-type: none"> * Voice level 0 * Flush appropriate items only * Wash with one pump of soap and dry your hands * Get in and out quickly 	<ul style="list-style-type: none"> * Give others privacy * Wait your turn
Dismissal	<ul style="list-style-type: none"> * Listen and follow directions from all adults * Use kind words 	<ul style="list-style-type: none"> * Always walk * Keep personal space * Say "Good-Bye" to others 	<ul style="list-style-type: none"> * Leave materials and food in your backpack * Go directly to your destination * Voice level 0 or 1 	<ul style="list-style-type: none"> * Let younger students go first * Help others in need

On the fast track to success...
Beep, beep!



Classroom Management

- **Whole Brain Teaching** (5 RULES) & clip chart- see homework folders
- Kind Cards (1st semester)
- Money- McCaffrey dollars (2nd semester)
- Homework folder...Check daily!

There will be consequences for students that CHOOSE to break the rules (changing their behavior card, writing a "Think About It" sheet, time outs, parent contact, or in extreme cases a visit to the principal's office, etc.)

Classroom Management

RULE 1

Follow
directions
quickly



RULE 2

Raise your
hand for
permission to
speak



RULE 3

Raise your
hand for
permission to
leave your seat



RULE 4

Make
smart
choices



RULE 5

Make our
dear team
stronger



DIAMOND RULE

Keep your
eyes on
the target





Whole Brain Teaching

We will be learning through Whole Brain Teaching, a research-based system that utilizes all areas of the brain, keeps children engaged throughout their lessons, and helps them retain much more information than the standard lecture-discussion model.

Whole Brain Teaching is a highly interactive form of instruction that delivers information to students in short "chunks." Kids then teach what they have just learned to their partners, using hand-gestures to help remember specific vocabulary. While students teach each other, the teacher walks around the room to discover who understands the lesson and who needs more instruction.

Research shows that children retain more information when they have an opportunity to put it into their own words and use gestures to emphasize key instructional units ...plus, it's amazingly fun!



Healthy Kids

A child must not be in school and will be sent home if the following condition(s) are present:

1. **Fever 100 degrees or higher.** A child must be fever-free for 24 hours (without medication before returning to school.)
2. Persistent cough.
3. Sore throat with fever and/or white spots on the throat-if strep throat is diagnosed, the child must be on antibiotics for 24 hours before returning to school.
4. Rash with fever illness, such as chicken pox, measles, etc.
5. Nausea, vomiting, or diarrhea. A child must be free from symptoms for 24 hours before returning to school.
6. Red, itchy, and draining eyes. If conjunctivitis or "pink eye" is diagnosed, the child must be on antibiotics for 24 hours before returning to school.
7. Prolonged headache and/or stomachache.
8. Swelling or pain at a level that may interfere with learning.
9. Earache.
10. Toothache.
11. Head lice - A child must remain at home until treated with medicated lice shampoo and the nits are removed. The child must be cleared through the health office before returning to school. CUSD enforces a no-nit policy.



Homework

Your child will bring home a personalized homework folder each day. This folder will help your child learn to be responsible and organized. It also provides a place to put notes or graded papers your child needs to take home. Please check the folder every day.

First graders are also expected to read a book of their choosing for 15 minutes per night. Research has shown daily independent reading to be one of the most important factors in predicting student success in school.

I will send homework home on Fridays & will be due the following Friday.



Sight Word Lists & Baggy Books

Your child will need to practice sight words weekly. The goal at the end of 1st grade is that your child knows at least 200 sight words. There is a chart in your child's homework folder that you can look at to see what level they are on. These lists are also available on my website. <https://www.cusd80.com/Page/39654>

Your child will also be coming home weekly with a baggy book at his or her level. Please have your child read it to you, ask them questions about what they read, and then return it so they can get another one. I will assess levels quarterly and change book levels accordingly.



KIND

PEOPLE ARE THE

BEST KIND

OF PEOPLE.

